

# SPRUE EXAMINER

## RQ-7B Shadow URV

by Ben Morton



## F-8 & RF-8 Crusader

by Floyd Werner



in detail & scale

by Bert Kinzey  
art by Rock Roszak

austinsms.com



July 2019

*The Cotton Report* • *On The Table* • *Old Rumors & New Kits*  
**News** • **Articles** • **Features** • **Opinions** • **Advice** • **Humbug**



# CONTENTS

- Page 3 The President's Soapbox  
 Page 4 House Cleaning  
 Page 6 Brengun RQ-7B Shadow UAV - By Ben Morton  
 Page 10 F-8 & RF-8 Crusader - By Floyd Werner  
 Page 13 The Cotton Report - By Rick Cotton  
 Page 15 On The Table - by Flanged End Yoke  
 Page 19 Old Rumors and New Kits:

- Page 19 Shipping News – by Rick Herrington  
 Page 21 New and In View – by Ron McCracken  
 Page 25 Tracked Topics – by Rick Herrington  
 Page 27 It Figures – by Mike Lamm

## ASMS Officers & Chairpersons

Ian Latham - President; [president@austinsms.org](mailto:president@austinsms.org)  
 Aaron Smischney - Vice-President; [vicepresident@austinsms.org](mailto:vicepresident@austinsms.org)  
 Mike Lamm - Finance Minister; [treasurer@austinsms.org](mailto:treasurer@austinsms.org)  
 Rick Herrington - Secretary; [secretary@austinsms.org](mailto:secretary@austinsms.org)  
 Rick Herrington - Newsletter Editor; [editor@austinsms.org](mailto:editor@austinsms.org)  
 Ian Latham - Newsletter Design; [editor@austinsms.org](mailto:editor@austinsms.org)  
 Ian Latham - Show Coordinator; [showcoordinator@austinsms.org](mailto:showcoordinator@austinsms.org)  
 Mike 'Hollywood' Gilsbach - Webmaster; [webmaster@austinsms.org](mailto:webmaster@austinsms.org)  
 Jeff Forster - IPMS/USA Coordinator; [chaptercontact@austinsms.org](mailto:chaptercontact@austinsms.org)  
 Chris Chany - Rumpus & Hokum Abatement Director & Lifestyle Coordinator



[www.austinsms.org](http://www.austinsms.org)

Austin Scale Modelers Society (ASMS) is a chartered chapter of International Plastic Modelers Society (IPMS/USA). ASMS meets on the third Thursday of each month. Annual dues for full membership are \$25/individual or \$30/family. The views expressed in this newsletter are those of the authors. It is intended for educational purposes only.

ASMS does not endorse the contents of any article.

## Our Sponsors

Phil Brandt (in memorium)  
 Eric Choy      Angela Forster  
 Jeff Forster      Russ Holm  
 Rick Willaman      Jack Johnston  
 Mike Krizan      Rick Herrington  
 Aaron Smischney



[www.austinararmorbuilders.com](http://www.austinararmorbuilders.com)



[www.kingshobbyshop.com](http://www.kingshobbyshop.com)



[www.wmbros.com](http://www.wmbros.com)



[www.ctsms.org](http://www.ctsms.org)

## IPMS/USA Support the Troops Initiative

The IPMS/USA initiative was established to provide model kits, supplies and reference materials to our servicemen and women serving in combat zones, recovering in hospitals, and rehabilitating in specialized facilities. The program is expanding into other areas as well. Some local programs take place in USO facilities, some are centered around active duty personnel and are scattered across the country. The IPMS/USA Support The Troops program is still going full-tilt. The national program director is Jon Emery. Jon is accepting any and all contributions and is sharing them with all of the active programs around the country.

[www.models4troops@gmail.com](mailto:www.models4troops@gmail.com)



# PRESIDENT'S SOAPBOX

BY IAN LATHAM



Howdy All,

Welcome to Joolie's round-up. Me and the boy's done scurried together some fanciful tales and lively topics for your perusal.

I hope you can show up for this month's meetin' out around behind the coral where we will be layin' down some potential possibilities regarding name badges for the ASMS posse. I've got me some numbers together and will share what I've found with the rest of y'all. Also we will decide (finally) about when we can get away for an outing and get the horses some exercise as they are gettin' a might bit jumpy with no bandits to chase.

Sit back and pour yourself a shot o' lightnin' water and enjoy the spectacle in the following pages.

I'll be seeing y'all round the club house,



*\*My sincere apologies for the previous text as I'm a good way into Lonesome Dove and my inner dialogue is a bit warped. I'm sure this will soon pass.*

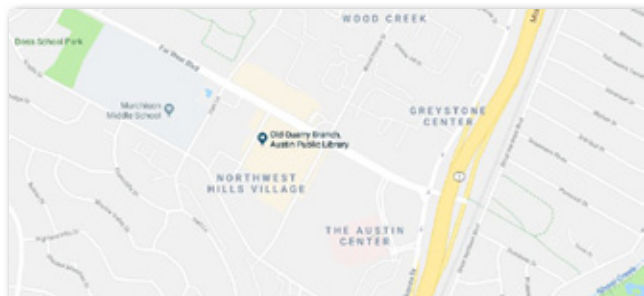




# HOUSE CLEANING



## ASMS MEETING



**Third Thursday each month  
7:00 pm - 8:45 pm  
at the  
Old Quarry Branch Library  
7051 Village Center Dr.**

**Next meeting July 18th, 2019**

**No Reservations Necessary!**



***Some of us have already paid our dues and are enjoying the rewards.  
Is it your turn?***

### **ASMS Club Dues Are Due!**

Annual ASMS club dues are \$25.00/individual  
or \$30.00/family.

You may bring your dues to a club meeting or remit same  
to ASMS, 111620 Via Grande Drive, Austin, TX 78739.



### Events

- 7/20/2019 **HAMS 13th Annual Model Car Show and Contest**  
<https://www.ipms-hams.org/>  
Spring, TX  
Rob McQuown - [robert.mcquown@sbcglobal.net](mailto:robert.mcquown@sbcglobal.net)
- 9/14/2019 **SuperCon2019**  
<http://fortworthscalemodelers.org/>  
Arlington, TX  
Dave Hibscher - [hurricaneyankee52@yahoo.com](mailto:hurricaneyankee52@yahoo.com)
- 10/05/2019 **ASMS 'Capitol Classic 2019'**  
Travis County Expo Center  
7311 Decker Ln, Austin, TX 78724  
Show Theme - 'Summer of Love'  
<http://www.austinsms.org/contest.php>

### Club Quarterly Contests

- **July:** Open
- **August:** Open
- **September:** **Bondo Contest**
- **October:** Open
- **November:** Open
- **December:** **White Elephant/Model of the Year**

### Monthly Meeting Presentations:

- **July:** Bob Bethea
- **August:** ?
- **September:** ?
- **October:** ?
- **November:** ?
- **December:** ?



## Austin Scale Modelers Society

Presents  
The

# 2019 CAPITOL CLASSIC

Show  
Theme

# SUMMER OF LOVE

Anything manufactured or in use during 1967.

## Saturday, October 5th 2019

9:00 AM - 5:00 PM

### Travis County Expo Center

7311 Decker Ln, Austin, TX 78724

IPMS Model Contest   
 75 Vendor Tables Food  
 Make 'N' Take Door Prizes

[www.austinsms.org](http://www.austinsms.org)

## Austin Scale Modelers Society 2019 CAPITOL CLASSIC

### General Admission:

\$5 per person

12 and under FREE.

### Contest Entry (includes admission):

Senior (≥18): \$10 for first model, \$3 each additional

Junior (≤17): \$5 for first model, \$1 each additional

### Make & Take

*Children must be accompanied by a parent.*

There will be models for children (≤12) to build at the show.

ASMS members will be on hand to help and supervise.

Participation is **FREE OF CHARGE** while supplies last.

### Vendor Tables

8 ft. lengths @ \$40 each

To reserve your table(s), please contact:

Dave Edgerly

512-699-4682

dedgerly@earthlink.net

- or -

Chris Chany

914-755-7593

christopherchany@gmail.com

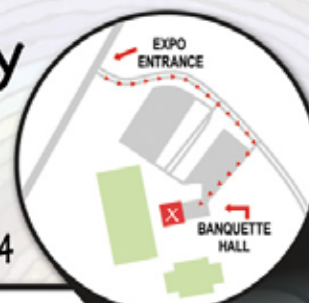
### Questions?

visit [www.austinsms.org](http://www.austinsms.org) for more information

## Travis County Expo Center

(512) 854-4900

7311 Decker Ln. Austin, TX 78724







## Brengun RQ-7B Shadow UAV

### 1:72 kit review

By Ben Morton

Company Website: <http://www.brengun.cz/>



*Wikipedia strikes again!:* The AAI RQ-7 Shadow is an American Unmanned Aerial Vehicle (UAV) used by the United States Army, Australian Army, and Swedish Army for reconnaissance, surveillance, target acquisition, and battle damage assessment.

Launched from a trailer-mounted pneumatic catapult, it is recovered with the aid of arresting gear similar to jets on an aircraft carrier. Its gimbal-mounted, digitally stabilized, liquid nitrogen-cooled electro-optical/infrared (EO/IR) camera relays video in real time via a C-band line-of-sight-data link to the ground control station (GCS).

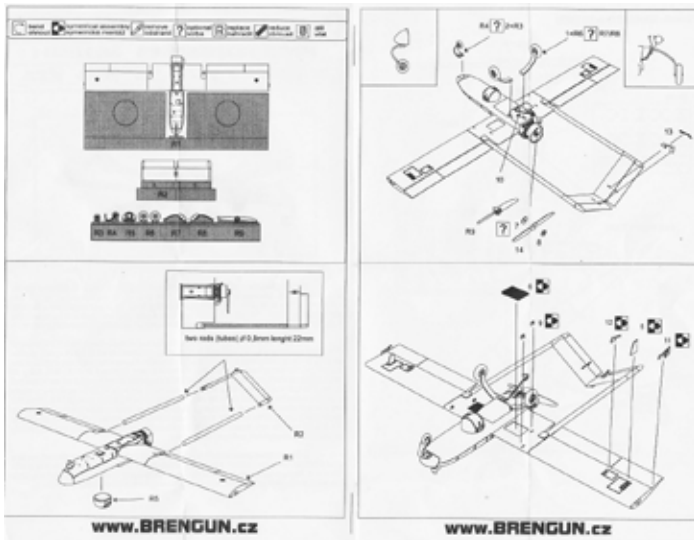
The RQ-7 Shadow is the result of a continued US Army search for an effective battlefield UAV after the cancellation of the Alliant RQ-6 Outsider aircraft. AAI Corporation followed up their RQ-2 Pioneer with






the Shadow 200, a similar, more refined UAV. In late 1999, the army selected the Shadow 200 to fill the tactical UAS requirement, re-designating it the RQ-7.

Army requirements specified a UAV that used an aviation gasoline engine, could carry an electro-optic/infrared imaging sensor turret, and had a minimum range of 31 miles with four-hour, on-station endurance. The Shadow RQ-7B offered at least twice that range, powered by a 38 hp rotary engine. The specifications also dictated that UAV would be able to land in an athletic field.




Brengun's RQ-7B Shadow starts with the rather simple task of removing the various bits from the resin casting blocks. Everything you need to complete the model is included except for the tail booms. Just scrounge around in your stash for some .80mm diameter rod, cut it to the appropriate length (22mm) and all is said and done. All of this information is provided in the excellent assembly instructions.


The next decision you get to make is which style of fixed landing gear to use. Brengun provides resin landing gears (strut and wheel) or you can opt for a photo-etched version, with photo-etched landing gear strut and a separate resin wheel/tire. I almost always leave those kind of decisions to whether or not I screw up removing the resin part from the casting sprue. But at first glance, using both the photo-etched landing gear strut with separate wheel/tire looks to be a bit easier.



You also have the option of using either a resin or a PE propeller. If you go with the PE type, don't forget to twist the blades just a hair to get the proper dihedral. [Technical Note: 'Just a hair' is an expression that means not too much but just a little.] After getting past these difficult decisions all that's left of the building process is to add some photo-etch detail bits (aileron actuators, etc.) to the underside of the wing and to the tail plane.





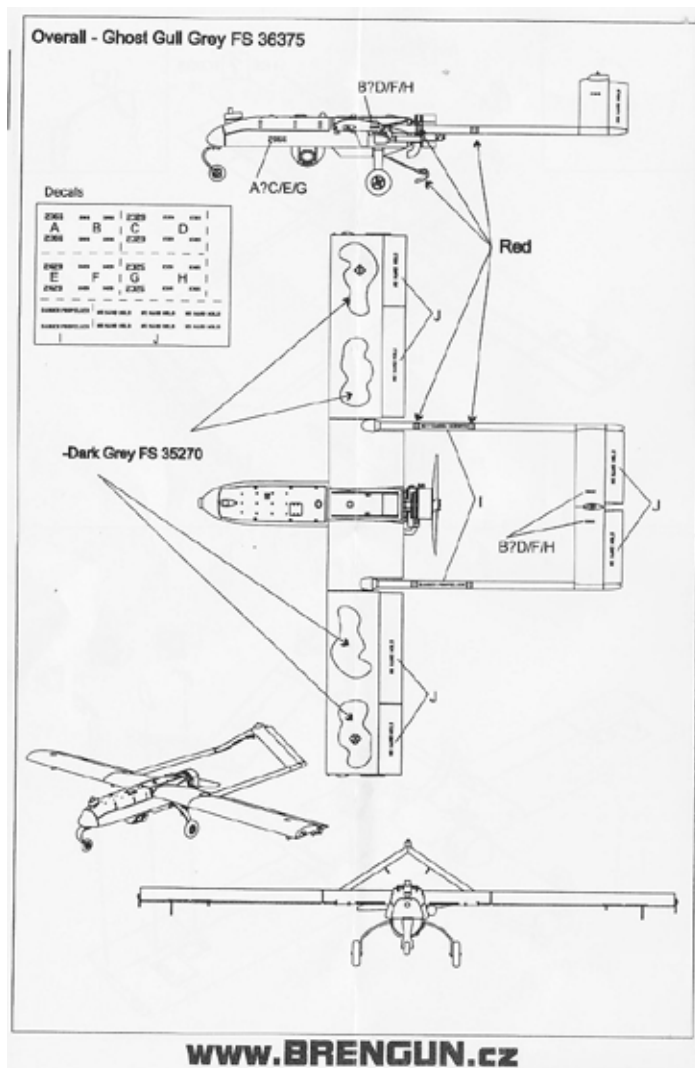


From a cursory glance, of the interweb, most RQ-7B Shadows are either gray or some other shade of gray but mostly gray. Which is not to say that you can't let your imagination run wild. Perhaps a desert scheme or even a European style splinter camo paint job. Brengun provides a painting guide that has the main aircraft in gray with dark gray splotches on the upper wing. I did my dark gray splotches with artist pastels.



Brengun has also thoughtfully included a small decal sheet with markings for four separate aircraft and warning stencils. I'd like to add that those decals are first rate and go down 'smooth'. [Technical Note: 'Smooth' is an purloined expression that means nicely and without any muss or fuss.]

At first glance Brengun's RQ-7B Shadow looked to be a daunting if not a diminutive build. The diminutive part is still true but I was pleasantly



surprise by the ease with which everything went together and with the level of detail. With just the addition of one or two extra bits (tail booms) everything you need to complete this 'beast' is included in the box, with some building options (PE landing struts/individual tires) thrown in for good measure.








Brengun's RQ-7B Shadow UAV kit provides a neat model with lots of detail. And when completed, will require a minimal amount of space to display.



The Shadow Knows...

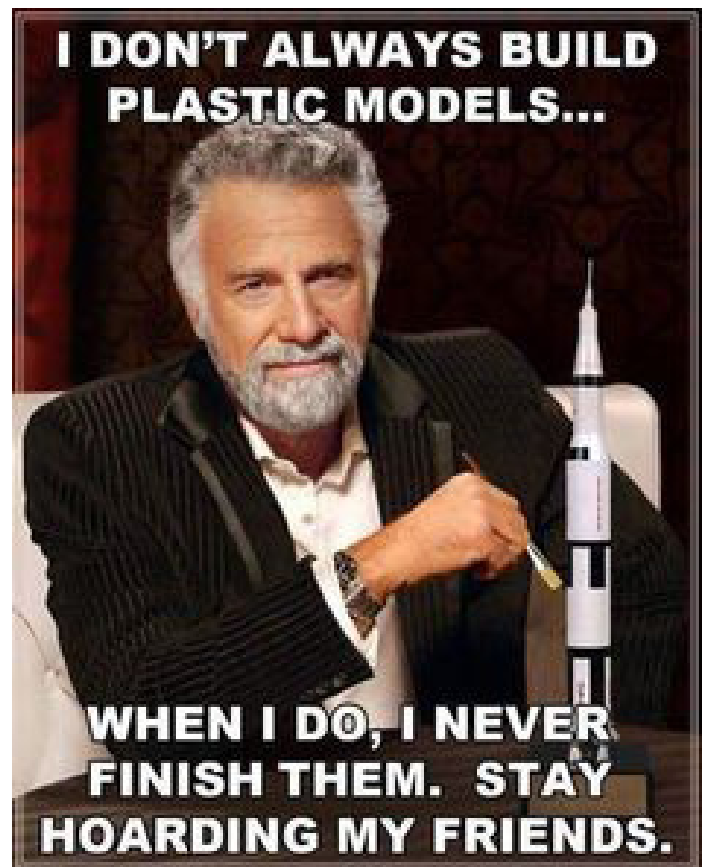
(<https://www.youtube.com/watch?v=PBnOgdw3n6A>.)



My thanks to Brengun and IPMS/USA for the review copy.

P.S. The figure is not included. Shown only to provide scale.


Ben





## F-8 & RF-8 Crusader in Detail & Scale- Volume 8

By Floyd S. Werner, Jr



[Web Site: www.detailandscale.com](http://www.detailandscale.com)

*Detail & Scale were the first publication to combine useful reference material and models into a cohesive one-stop shop. They combined some world class research and first class models. As usual, the models cover all the scales and what is right, wrong and how to fix it. This book is no different.*

**Spoiler Alert-**This is the best book that I've ever seen on the F-8/RF-8 Crusader. A softbound book available from Amazon for a very reasonable price. It contains 108 pages of high-quality printing. The pages are good high quality paper but are not glossy. There are over 245 photos, many of them are in full color. In addition to the photos, there are 22 full color drawings by Rock Roszak and 22 line drawings.





The book covers the developmental history and the various variants. Besides the US Navy versions, the French and Philippines variants are covered, as is NASA. The part played by the Crusader in the Vietnam War is a complete section. Then there is the section that Detail & Scale is famous for, the walk around detail shots. This alone makes this book worth the price of admission. This is also the section that Rock's artistic ability is showcased. There is a section that covers every MiG killing aircraft of the war, including what they shot down and what type of weapons system they used.


The detail section is exactly what you'd want with color callouts and plenty of useful photos to help the modeler do it right. Cockpits, canopy, fuselage, landing gear, wing, and engine details are just some of the areas. The Armament is a whole other section, along with the ECM equipment. This really is a one-stop shop when it comes to the Crusader.

The modelers section is always the first place I go to when I get one of these books. I look at the quality of the builds and they are always good, then



for the modeler. This section covers every scale from 1/144th to 1/32nd.

I peruse the scale I want to build, typically 1/48th scale. Then I check out what is written by the modelers



If you want to know something about the F-8 you can get all that information here.



Typical of all the Detail & Scale books, and digital books, this edition is THE reference for the Crusader.





It is also available in digital format, which I also love. This book has it all, world class research

You can get the digital copy through Detail & Scale at www.detailandscale.com.

### CRUSADER DETAILS

#### COCKPIT DETAILS

##### F8U COCKPIT VARIATIONS

CONVENTIONAL VOUGHT  
CONVENTIONAL VOUGHT  
CONVENTIONAL VOUGHT  
DUAL M8 Mk-15A (E)  
DUAL M8 Mk-15A (E)

PRODUCTION EJECTION SEAT  
VOUGHT  
VOUGHT  
VOUGHT  
M8 Mk-15A (E)  
M8 Mk-15A (E)

RETROFIT EJECTION SEAT  
M8 Mk-15A (E)  
M8 Mk-15A (E)  
M8 Mk-17 (D)  
M8 Mk-17 (U)

\*FIRST 143, THEN M8 Mk-15A \*F80

Notes: This illustration summarizes the important changes to the cockpits of the aircraft... (text continues)

and drawings presented in a compact edition. Again, this is THE book on the F-8 Crusader.

### WINDSCREEN & CANOPY DETAILS

The windscreen has three sections, and its framework was usually painted flat black... (text continues)

An overall look at the windscreen and canopy used on the Crusader... (text continues)

The canopy was the standard type that had a hinge on each side... (text continues)

### FUSELAGE DETAILS

With its curved nose, the F-8 had a cross-section... (text continues)

With the installation of a static water in the F-8B, a full canopy was fitted on the nose of the aircraft... (text continues)

There were four cooling units on the right side of the intake... (text continues)

### MODELERS SECTION

While there are quite a few models of the Crusader that have not been covered by the model manufacturers... (text continues)

GENERAL COMMENTS

In spite of the Crusader's role in military aviation history that began with its maiden flight... (text continues)

Highly recommended

This F-8B displays the markings used by the "Banshee" of the 1st Fighter Squadron... (text continues)

### NET PREVIEWS

Here is a preview of the Crusader, which has been researched for color and markings... (text continues)

### T-1418B Scale Kit

This is the T-1418B scale kit... (text continues)

Thanks to Detail & Scale for the review copy. You can obtain yours at Amazon.com.

### CRUSADER VARIANTS

This chapter refers to each of the Crusader variants produced for the U.S. Navy and Marine Corps... (text continues)

Let them know you heard about it here.

Floyd



## The Cotton Report:

### “Sweetie”

By Rick Cotton

*If you read my maniacal rants regularly, about the only things in this stupid, crazy world that keep me from holing up in a basement somewhere with an AK, two hostages and a six-month supply of Doritos are my model-building hobby, and my dear wife, who I usually refer to affectionately in these writings as “Sweetie”.*

*Her real name is Arlette, and I have been in love with her since the ripe old age of 14. I dated her throughout high school, and had not circumstances gotten in the way, would have gladly married her and had about 14 children by now.*

*But, circumstances did get in the way, I lost her, and it took me twenty-eight years to find her again, and... this time... to not let her get away. Smartest move I ever made. She’s a wonder, really, and fixes most all of what’s wrong in the world just by smiling at me with those big, lovely eyes. She not only respects our hobby, she champions it, thinks of it as art, and supports all I do in it. No, she doesn’t have a sister, sorry. Some of you have already asked.*

*In the past, in my previous before- Arlette life in the 28-year desert with the Ex, birthdays and such went something like this: I usually... not always... got a card, and some small gift that really said “I didn’t spend any time thinking about this”, and then I “got to” take the Ex to dinner. Or, we would visit the Ex’s sister and her husband, who did some grilling, despite the fact that he couldn’t grill baloney to save his life. That was pretty much it. I realize that this is “pretty much it” for a lot of guys, and that eventually, it becomes the norm. Events are marked by half-hearted celebration and red-meat calories. She who is no longer married to me often told me, and I quote...”I didn’t have time to get you a card”. Really? Really???*

Not with Sweetie.

*Oh, no, she doesn’t do that. Nothing LIKE that. She works at making special days special. To the point of getting me a birthday or special occasion card that makes me laugh, and smile because I know she hunted for a very long time to find it. Even to the point of giving me the gift of “model stuff” ... not ties, nor underwear, nor socks, or any of that kind of cr\*p. No, she knows what I want and gets it. It is amazing just how many wives cannot figure that simple equation out. Astounding, in fact.*

*We are modelers – we want model stuff, or a way to GET model stuff. It’s just that simple.*

*But what made a recent card extra special was what she wrote in it. And she will be the first person to tell you that she has great difficulty writing poetry and finds it excruciatingly difficult to do. Even with that, even with all the doubts she has about her own writing ability, just read what she wrote, on the inside cover of the card:*

*A modeler needs accessories  
So he can customize as he pleases  
Photoetch and tiny letters  
Makes one’s model super better!  
Snow & paint & tiny men  
The choices almost make your head spin!  
Maybe you need a cannon or two  
Or maybe you need some special glue!  
Since I’m not a modeler, I can’t tell  
What you need to make it swell  
This is a card for you to get  
What you need to make it the best!  
It’s not just as gift card, it’s so much more  
So you can get things not found in a store  
Given with love from me to thee,  
So you can model happily!*

*OMG, that’s freaking beautiful!*

*It may well be the first time in the entire history of written English that the word “photoetch” has ever been used in romantic poetry! It’s like she channeled her inner Dr. Seuss and dashed off a happy verse that makes me smile and laugh every time I read it. And it tells me, in loud, and no uncertain terms how she feels about me, and how she, in no*



uncertain terms, wants me to use the gift card she enclosed to enjoy my hobby.

*A lesser wife would include a gift card to her favorite restaurant instead. Or her favorite chick flick. Not Sweetie, oh no. That's not her style.*



*She makes things special... because she is special. I am one seriously lucky model-building SOB.*

Rick



**News Articles Needed!**



On The

# TABLE

By **Flanged End Yoke**

Lots of models to get to so let's get started.

Alex Gashev brought in his Dragon Sherman M4A3 in 1-35th scale.




Bradley Becker brought in his Sherman also,



.... as well as a Takom 1/16th scale French FT-17, and an in progress WW1 trench diorama.



Marty Hebda, new to ASMS shared his Tamiya Sherman with the group.







Ben Morton brought in his 1/72nd Dragon M65 280mm "Atomic Annie".



Bob Bethea not to be left out in the Sherman cold brought in his Tasca M4A32 Jumbo.



Bob also brought in a Tamiya Finnish BT-42 assault gun with Tamiya and Miniart figures.



Bob also brought in some figures both completed and in progress. His Andrea 1/16th scale USMC grunt is impressive. Bob also brought in some works in progress.



Marty Hebda also had some figures in progress that Bob was helping him paint.



Milton Bell shared his Trumpeter 1/48th Westland Whirlwind




... and his Airfix Bristol Beaufighter in 1/72nd scale.







Rick Herrington brought in a couple of completed projects. The first was an Asuka/Tasca PzKpfw II L Lynx.



Ben Morton shared with us the latest issue of Dioramag from the folks that give us Abrams Squad.



Ron McCracken brought in some decals for his in progress Fokker F-27-1.



Rick also brought in his Bandai 1/60 scale Gernsback Version 4. Rick scratch built a downed space craft to go along with his model.



Mike Lamm was the big winner this month with his Dragon 1-35th Hetzer. Mike also had a mixture of figures including Dragon, MiniArt and Warriors.







Finally Mike also brought in a 1/72nd Dragon Sturmgeschutz III C/D.



To wrap up the evening, Rick Herrington gave a presentation on applying metallic finishes. He covered a range of products including a buff n' polish method.



Thanks to all the members who shared their work with the rest of the group.



Flanged



## This Month In History

July 1, 1862 - President Abraham Lincoln signed the first income tax bill, levying a 3% income tax on annual incomes of \$600-\$10,000 and a 5% tax on incomes over \$10,000. Also on this day, the Bureau of Internal Revenue was established by an Act of Congress.

July 12, 1943 - During World War II, in the Battle of Kursk, the largest tank battle in history took place outside the small village of Prohorovka, Russia. About nine hundred Russian tanks attacked an equal number of German tanks fighting at close range. When Hitler ordered a cease-fire, 300 German tanks remained strewn over the battlefield.

July 16, 1945 - The experimental Atomic bomb "Fat Boy" was set off at 5:30 a.m. in the desert of New Mexico desert, creating a mushroom cloud rising 41,000 ft. The bomb emitted heat three times the temperature of the interior of the sun and wiped out all plant and animal life within a mile.

July 16, 1969 - The Apollo 11 Lunar landing mission began with a liftoff from Kennedy Space Center at 9:37 a.m.

July 20, 1969 - A global audience watched on television as Apollo 11 Astronaut Neil Armstrong took his first step onto the moon. As he stepped onto the moon's surface he proclaimed, "That's one small step for man, one giant leap for mankind" - inadvertently omitting an "a" before "man" and slightly changing the meaning.

July 24, 1943 - During World War II in Europe, the Royal Air Force conducted Operation Gomorrah, raiding Hamburg, while tossing bales of aluminum foil strips overboard to cause German radar screens to see a blizzard of false echoes. As a result, only twelve of 791 Allied bombers involved were shot down.

July 25, 1909 - The world's first international overseas airplane flight was achieved by Louis Bleriot in a small monoplane. After asking, "Where is England?" he took off from France and landed in England near Dover, where he was greeted by British police.

July 27, 1953 - The Korean War ended with the signing of an armistice by U.S. and North Korean delegates at Panmunjom, Korea. The war had lasted just over three years.

July 28, 1943 - During World War II, a firestorm killed 42,000 civilians in Hamburg, Germany. The firestorm occurred after 2,326 tons of bombs and incendiaries were dropped by the Allies.



# OLD RUMORS/NEW KIT'S

Rick Herrington, Ron McCracken, Mike Lamm

## Shipping News

By Rick Herrington

First up is 1-700th scale.

Hasegawa is first with a set of IJN destroyers Yugumo and Kazagumo. Two complete destroyer kits in the box.



Flyhawk is releasing HMS Lively (1941) a British destroyer. HMS Lively had an active career in WW2 in the Mediterranean escorting convoys and attacking enemy shipping. HMS Lively was sunk by German JU-88's.



Flyhawk has some exciting news. No images of these kits have been released yet but the subjects are exciting. Flyhawk is going to give HMS Hood and IJN Yamato and her sister ship Musashi their treatment. If these kits turn out like their Bismarck they will be outstanding.



Aoshima continues its' British cruiser releases with HMS Norfolk as she was seen during the Battle of North Cape. The Battle of North Cape was the German battleship Scharnhorst's last action.



Bandai is releasing the deep sea drilling vessel Chikyu.








Last in 1-700th Pit Road is releasing a kit of both the Type 21 and Type 23 German submarines.



In an off scale 1/320th Atlantis is releasing (re-releasing?) a kit of the USS Forrest Sherman. This was a 50's era USN destroyer originally released by Revell. For you nostalgia fans this might be a way to take a trip down memory lane.



In 1-350th scale Aoshima has an interesting release of three ships in one kit. The ships are the Christian Radich a German naval training ship, a German U-boat and a German E-boat. Great diorama possibilities.



In the same scale Aoshima is also releasing the E-boat packaged together with a Swordfish and a PBV Catalina.



Speaking of sea dioramas, AFV is releasing a U-boat Sea Base. If you want to place your U-boat model in rough seas without too much fuss or work this is the kit for you.



Please note that other items shown in the image(s) above are not included with this product.

In my least favorite scale 1-200th for all you folks that purchased the 1-200th Titanic we have passengers for your ill-fated liner. The set even includes a 3-D printed Leonardo DiCaprio and Kate Winslett in their immortal pose on the bow.







## New and In View Aircraft

By Ron McCracken

July is an embarrassment of riches for fans of the F-35, P-51, and F-104. Kits due out this month include everything from the VERY “oldie but goodie” (courtesy of Atlantis, whose specialty these oldies is) to a brand-new tool F-104G. And who knew there was a drone version of the A-10? Ee-njoy browsing what’s coming soon to a hobby shop near you.

### 1/144 Scale:

Revell A380-800 ‘Emirates’ Re-box of 2005 kit with new decals.




Roden C-47 Skytrain (Dakota Mk.III) appears to be a re-release with new decals



HobbyBoss KJ-200 AWACS a release of the Chinese AWACS aircraft.



Last up in 1-72nd scale we have from Revell a Type IX C/40 U-boat.



That’s all the releases for this month. Grab a kit out of that stash and build it and stay Hydrated!

Ricardo







### 1/135 Scale:

Atlantis B-52/X-15 A re-release of a really OLD (1960's vintage) Revell kit.



### 1/72 Scale:

Academy F-35A Lightning II A re-box of their earlier kit with new decals



Dora Wings Bellanca CH-300 Pacemaker Is an updated version of their earlier releases of the same basic airframe.



Eduard F6F-3 Hellcat Profipack a re-release with new decals.



Fine Molds 12-Shi Experimental Zero and A6M Zero Type 11 A dual kit of the zero prototype and the later production type 11.



Hasegawa A-10 Thunderbolt II UAV This is a new-parts version of the older kit to create a "drone" variant of the A-10.





Hasegawa F-35B Lightning II 'Beast Mode' This is an extra-parts re-release of the aircraft configurable in a Close Air Support role, i.e. with a ton or two of bombs hung under external hard points.



Modelsvit Ye-166 is a model of a Mikoyan heavy interceptor. It looks like an overweight Mig 21, probably because that's basically what it is.



Revell MiG-25RBT Foxbat (ICM) is a model of the reconnaissance bomber variant of the Mig 25 (also known as the Foxbat B).



Revell Shackleton Mk.3 is a rerelease of a 2016 new tool, with some new parts.



1/48th Scale:

Eduard P-51D-5 Mustang Profipack is a 2019 re-box of an earlier kit, with updated parts and decals.



Eduard Tempest Mk.V Royal Class Includes: 12 grey plastic sprues, 2 clear sprues, 3 Photoetched steel frets, resin parts, decals, and painting masks.





Kinetic E-2C Hawkeye JASDF As near as I can figure out this is a 50th anniversary marking of the E2C.



Kinetic F-104G Starfighter Luftwaffe is reported to be a new tool release of the F-104G in Luftwaffe markings.



Kinetic F-104J Starfighter JASDF A rerelease of a 2019 kit, updated with new parts.



Meng P-51D/K Mustang '8th AF' can best be described by quoting their web page: "The latest MENG LS-010 North American P-51D/K "8th Air Force" model kit provides two paint schemes of the Eighth Air Force aces. The finished model is 205mm long and has a wingspan of 236mm. This kit also has features like fast cement-free assembly design, accurate exterior, lots of surface details and various store options." That sounds to me like a snap-together kit.



1/32nd Scale:

Eduard Bf 109E 'Legion Condor' is a limited edition re-box of an earlier kit with new parts and in markings for the Spanish Civil War period.



Ron







## Tracked Topics

By Panzer Pete

This month's releases are all in 1:35th.

Airfix continues its releases with an M10 GMC tank destroyer, a Panzer 4 H Mid version and a Tiger 1E Late version.



AFV is releasing another in their Centurion series. This time it's a Mark 5 circa Korean War. The British and the Australians deployed the Mark 5 with their forces.



Meng is releasing a Wasp flame thrower jeep. This is an unusual release as I believe there was only one of these made. I sure wouldn't have been assigned to drive this thing into combat as it sure would have been named Zippo.







Dragon is releasing a welcome updated Jagdpanzer IV L/70.



Takom is continuing their Panther based releases with a Jagdpanther G1 which includes zimmerit and a full interior.



Next up from Takom is their collaborative effort with Das Werk a Panther A Early mid production. No zimmerit provided. These are no interior/no frills Takom Panther kits in order to appeal to those who don't want the extra work that an interior kit requires.



Last in the WW2 era new releases is one from Tamiya, a late production Hummel self-propelled gun.



The modern stuff has two releases upcoming. The first is an M1A2 SEP. I know, you're rolling your eyes and saying "Another M1 kit?". This one is from VOII in 1-35th and is the latest version of the M1A2. It includes the Crew Remote Operated Weapon System and the ECM antennas for the tank. The anti-slip texture and the casting numbers are all cast into the appropriate parts.





Last up is a Trumpeter release of a Russian Pantzir S-1 with S-band radar.



That's the releases for this month. Until next time.

Pete



Complements of Randy and Ziggy!

## It Figures

Michael Lamm

Welcome to the July edition of It Figures. Here's what we have in store for some summer fun in the world of miniature people!

<https://www.facebook.com/yellowhouseclub/>

From Russia, Yellow House Club has a few new releases. The first two in 1/35 scale both feature World War I tank crew.



First up, are two figures representing a WWI German Crew. Both figures wear typical German tank gear, which was more or less, just work clothes, and one figure wears the beret style cap worn by the German army in WWI.

Next up, is a Russian Tank Commander from 1920. He wears the distinctive Rkka hat, common to the Russian army in the early part of the war, and not something you see to commonly on 1/35 figures.







Finally in 75mm, Yellow House Club provides us with German Red Cross Nurse №2. While the style of her clothes and gear are pretty plain



from the front, the back of the figure is where the resin details really shine. Her long braided hair is especially nice.

<https://www.instagram.com/alliance.miniatures/>

Another Russian addition, is a relatively new company out of St. Petersburg. Alliance Miniatures has two new offerings. An American West Mountain man in 1/24th scale. His fur coat, and hardy face, are very well detailed, he comes posed on a log, taking a break from the long days.



Next up, is an Aborigine bust in 1/9th scale. Both offerings look very nice.

<https://aradiaminiatures.com/index.php>

Two recent releases from Italy's Aradia Miniatures include a very intricate addition to their Dante's Inferno line of miniature sculptures, this time the not safe for work rendition of the Tree of Suicides in 75mm.

They also have released, Hephaestus - the Blacksmith of the Olympians, in 75mm. In Greek mythology, Hephaestus was the god of fire, metalworking, stone masonry, forges and the art of sculpture. He was the son of Zeus and Hera. He was also supposed to be very ugly, and was married to Aphrodite, the Goddess of love, by Zeus to prevent a war of the gods fighting for her hand.

Anyone who saw the 1981 movie, Clash of the Titans, will remember that it was Hephaestus who created Bubo the metal owl to accompany Perseus in his quest.







<https://www.castleminiatures.com/>

From the Great White North, we get Castle Miniatures latest release in their "A dog's life" series, this time featuring a British drummer boy with a beagle. This one comes molded in 24mm resin.



<https://miniart-models.com/>

MiniArt latest releases feature some interesting choices. First up, is the German train station staff, which features four plastic figures representing individuals working at the train station between the wars. The figures are nicely done, and are posed realistically, including a porter figure moving some luggage on a handcart.



Next up, a Soviet Jeep crew, which includes an officer and three non-com's riding in a jeep, with a female soldier working to direct traffic. These figures will go nicely with any of Miniart's vehicles, but is probably intended for their recent command car kit.



Finally, if you're like me, you see these nice figures and think, "Geez, these sure are some nice figures, but I'm not sure I'd know how to post them." Now, Miniart has solved that problem with their recent release of Poland 1944. This is a very nice complete diorama kit. Included in the box is a building corner section, and base made from thick, vacuformed plastic. There's a plastic sprue with some door and window frames to be used as street debris, and finally, it includes their ZiS-2 57mm anti-tank gun with crew. The base includes indentations to give you the basic layout of the scene, and the anti-tank gun even comes with enough parts to make either the ZiS-2 57mm gun, or the ZiS-3 76.2mm gun.



So, what are you waiting for? Go build a model and add a figure to it.

You won't regret it!

Mike





# King's Hobby

Modeling With You  
Since 1973

## Something for Everyone!



8810 N. Lamar Blvd., Austin, TX 78753  
(512) 836-7388

kinginfo@kingshobbyshop.com  
<http://www.kingshobbyshop.com>





# Join International Plastic Modeler's Society / USA

IPMS/USA is dedicated to the hobby (and fun) of Scale Modeling. It was started by Jim Sage, of Dallas, Texas, in 1964. There are now branches of IPMS all over the world. Our Local Regions and Chapters sponsor Model shows and contests every year, but you needn't be a member to visit the shows or attend the club meetings!

With IPMS/USA Membership, you will receive the outstanding IPMS/USA Journal six times a year - it includes features on all modeling subjects such as aircraft, armor, automotive, ships, figures - you name it! You will also find listings of IPMS contests, swap meets, hints and tips, and reviews.

Membership also qualifies you to participate in IPMS/USA sanctioned contests, and particularly in our World-famous National Convention, held each summer. As a member, you'll also be able to access our online Discussion Board, where a wide variety of modeling topics are discussed, and enjoy interaction with other serious modelers for help with questions about modeling techniques or the Society in general. Many Hobby Shops and Model Vendors around the USA offer discounts to IPMS/USA Members.

Visit us at: <http://www.ipmsusa.org/>

Join up online at: <http://www.shopipmsusa.org/category-s/100.htm>

For any questions or problems with your membership application/renewal, please contact the IPMS/USA Officer Manager at [manager@ipmsusa.org](mailto:manager@ipmsusa.org)

Applications using payment via Check or Money Order should be printed and mailed to:  
IPMS/USA PO Box 56023 St. Petersburg, FL 33732-6023

IPMS/USA MEMBERSHIP FORM			
IPMS No.:	Name: _____		
Address: _____	If Renewing	First	Middle Last
City: _____	State: _____	Zip: _____	
Phone: _____	E-mail: _____		
Signature (required by P.O.) _____			
Type of Membership	<input type="checkbox"/> Adult, 1 Year: \$30	<input type="checkbox"/> Adult, 2 Years: \$58	<input type="checkbox"/> Adult, 3 Years: \$86
<input type="checkbox"/> Junior (Under 18 Years) \$17	<input type="checkbox"/> Family, 1 Year: \$35 (Adult + \$5, One Set Journals)	How Many Cards? _____	
<input type="checkbox"/> Canada & Mexico: \$35	<input type="checkbox"/> Other / Foreign: \$38 (Surface) Checks must be drawn on a US bank or international money order		
Payment Method:	<input type="checkbox"/> Check	<input type="checkbox"/> Money Order	
Chapter Affiliation, (if any): _____			
If Recommended by an IPMS Member, Please List His / Her Name and Member Number:			
Name: _____	IPMS No.: _____		
<b>IPMS/USA</b>	PO Box 56023		
Join or Renew Online at: <a href="http://www.ipmsusa.org">www.ipmsusa.org</a>	St. Petersburg, FL 33732-6023		

[http://www.ipmsusa3.org/uploads/ipms\\_application\\_form\\_2016.pdf](http://www.ipmsusa3.org/uploads/ipms_application_form_2016.pdf)